



EDGE  
PROCESSING

# ART. EG - ARRISSING MACHINE



**FOREL**

# Art. EG ARRISSING MACHINE

The **Art. EG automatic vertical arripping machine** stood out on the market straight away due to its speed and reliability. Greatly valued by all the world's glazing factories, this solution removes the sharp corners of the pane and eliminates all the inaccuracies around the edge, so the subsequent processing tasks can be handled safely.

Despite the various upgrades and corrections developed over time, the two underlying principles have remained the same and still prove decisive for arripping pane edges even today:

- the use of **V-shaped diamond grinding wheels**, recognised as the most high-performance tool for this type of processing;
- a **twin arripping system** consisting of two synchronised operating heads, for an unbeatable cycle time. This configuration increases productivity significantly by working simultaneously on two panes or on one very large pane.

The **Art. EG automatic vertical arripping machine** is usually used in the following contexts:

- **glass tempering systems**: at the start of the tempering cycle, the arripping machine can be combined with the washing machine, tilting table and loading and automatic unloading systems.
- **insulating glass production lines**: edge processing, even though it's a basic step like arripping, is now necessary on all insulating glass units.
- **sorting solutions** that automate the transit of the product between the various processing stations.




## HIGH PRODUCTIVITY

The strength of the arripping machine lies in its high productivity, obtained thanks to the **two operating heads**, the **twin suction cup carriage** (patented - see photo on right) and **self-learning** mode.

In the case of rectangular panes in fact, **Art. EG** can work entirely automatically. Using a series of measuring photocells, the machine automatically acquires the dimensions and thickness of the pane.

During the arripping phase, the panes are moved and held by the **twin suction cup carriage**, which positions itself automatically on the basis of the size of the piece to be processed.



At the end of every work cycle, a **drying** system cleans and dries the suction cup to ensure a perfect hold on the next pane.

In addition, the action of the two operating heads is made even more effective by the **localised pane grip** system (**patented** - also mounted on the Art. EM edging machine - see photo below) and the **feeler** guide that follows the pane edge and ensures optimum arrissing even when processing panes that are not perfectly squared.

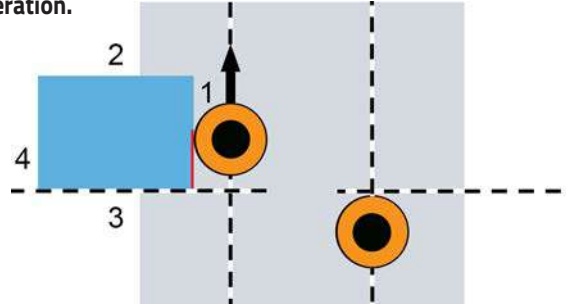
The combined action of the **suction cup carriages** and the **two operating heads** boosts the processing speed enormously (as shown in the diagram to the right).

Thanks to **self-learning** mode, no intervention is required from the operator (barring possible pane loading-unloading).

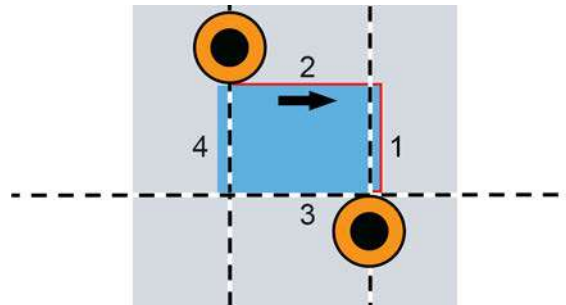


## WORK SEQUENCE

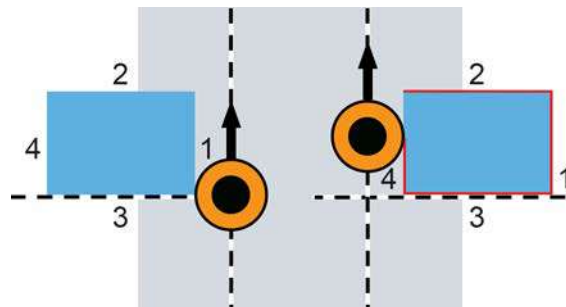
1) When the glass pane enters the machine, the infeed operating head rises vertically along edge 1, performing the arrissing operation.



2) While the infeed operating head arrisses edge 2, the pane moves forward horizontally and the outfeed operating head begins processing edge 3.



3) The outfeed operating head arrisses edge 4, moving vertically, and at the same time, the infeed operating head begins processing a new pane.




## TOOLS

The Art. EG arrissing machine uses a cone tooled with **peripheral V-shaped diamond grinding wheels** on both operating heads.


The diameter of the wheels is 200 mm, and they can process panes from 3 mm to 22 mm thick. The arrissing speed can reach levels of 300 mm/sec.

The "play" on both wheels is ideal for **arrissing a single pane** but also for processing **two small ones** simultaneously.

In both cases, the work speed is outstanding.



# ART. EG - ARRISING MACHINE



Category **EDGE PROCESSING**  
Series **ARRISSING MACHINE**

## Technical Features

Models	EG04020	EG04025	EG05028	EG06033
Height (mm)	3.670	4.170	4.470	4.970
Length (mm)	9.650	9.650	9.650	9.650
Depth (mm)	3.260	3.260	3.260	3.260
Glass length MAX (mm)	4.000	4.000	5.000	6.000
Glass height MAX (mm)	2.000	2.500	2.800	3.300
Glass size MIN (mm)	320 x H 180			
Glass thickness (mm)	from 3 to 20			
Glass weight MAX	200 kg/m			

\* Forel is always engaged in the development of new solutions.  
For this reason, some data of this pamphlet could differ from the machines for sale.

FOREL SPA  
Via per Monastier 4 - Vallio di Roncade - 31056 - Treviso - ITALY  
Tel: +39 0422 840507 - info@forelspa.com

[forelspa.com](http://forelspa.com)

**FOREL**